



### District Report Card: 2017


<b>State:</b> Himachal Pradesh	<b>District:</b> Sirmaur
<b>Class:</b> 3	<b>Subject:</b> Language
<b>Schools:</b> 61	<b>Students:</b> 772


### Participation/Coverage


#### Students

 GENDER	Boys		Girls	
	Number	%	Number	%
	396	51.30	376	48.70

 AREA	Rural		Urban	
	Number	%	Number	%
	687	88.99	85	11.01

 CATEGORY	SC		ST		OBC		GEN	
	Number	%	Number	%	Number	%	Number	%
	319	41.32	22	2.85	133	17.23	298	38.60

 CWSN	LD	VI	HI	S&LD	ID	Oth
	0	0	0	4	2	3

 Management	Government		Government-aided	
	Number	%	Number	%
	772	100.00	0	0.00

### Average Performance of Students in Language (%)

Overall	Gender		Area		Management		Social Group			
	Male	Female	Rural	Urban	Govt.	Aided	SC	ST	OBC	GEN
46.98	46.06	47.94	48.08	38.04	46.98	0.00	45.04	29.39	50.78	48.66

## Performance on Learning Outcomes (LOs)

Learning Outcomes	Description	Average Performance(%)
L304	Reads small texts with comprehension i.e., identifies main ideas, details, sequence and draws conclusions	48.69
L312	Reads printed scripts on the classroom walls: poems, posters, charts etc.	43.55

Range of Performance of Students who Answered Correctly							
Below 30%		30% - 50%		50% - 75%		Above 75%	
Number	%	Number	%	Number	%	Number	%
238	30.83	152	19.69	201	26.04	181	23.45

## Lowest Performing Learning Outcomes (LOs)

1 - Reads printed scripts on the classroom walls: poems, posters, charts etc. (43.55)

2 - Reads small texts with comprehension i.e., identifies main ideas, details, sequence and draws conclusions (48.69)